



## Diet **SF13-130** Low Tryptophan Modified AIN93G Rodent diet


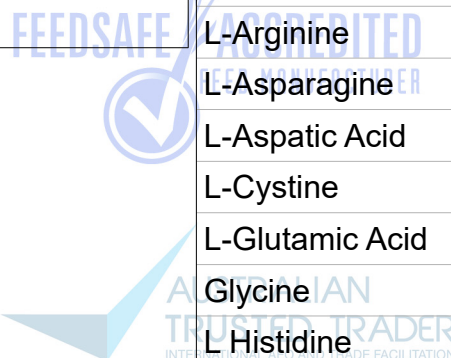
A semi-pure low tryptophan diet formulation for laboratory rats and mice based on AIN93G.

- Pure amino acid inclusion levels from Gahl 1994, personal communications as cited in NRC Nutrient requirements of laboratory animals 1995, pp.24-25.

Calculated Nutritional Parameters as Fed	
Protein	13.3%
Total Fat	7.0%
Crude Fibre	4.7%
AD Fibre	4.7%
Digestible Energy	16.9 MJ / Kg
% Total calculated digestible energy from protein	15.0%
% Total calculated digestible energy from lipids	13.0%

Ingredients	
Sucrose	100 g/Kg
Canola Oil	70 g/Kg
Cellulose	50 g/Kg
Wheat Starch	468 g/Kg
Dextrinised Starch	132 g/Kg
Dicalcium Phosphate	5.1 g/Kg
Calcium Carbonate	10.8 g/Kg
AIN93 Trace Minerals	1.4 g/Kg
Salt	2.6 g/Kg
Potassium DiHydrogen Phosphate	6.9 g/Kg
Potassium Sulphate	1.6 g/Kg
LR Potassium Citrate	2.5 g/Kg
AIN93 Vitamins	10 g/Kg
Choline Chloride (75%)	2.5 g/Kg
L Methionine	6.5 g/Kg
Lysine	11.8 g/Kg
L-Alanine	4.0 g/Kg
L-Arginine	4.3 g/Kg
L-Asparagine	4.0 g/Kg
L-Aspartic Acid	4.0 g/Kg
L-Cystine	3.5 g/Kg
L-Glutamic Acid	40 g/Kg
Glycine	6.0 g/Kg
L Histidine	2.8 g/Kg


Diet Form and Features
------------------------



L-Isoleucine	6.3 g/Kg
L-Leucine	10.8 g/Kg
L-Phenylalanine	6.9 g/Kg
L-Proline	4.0 g/Kg
L-Serine	4.0 g/Kg
L-Threonine	6.3 g/Kg
L-Tyrosine	3.4 g/Kg
L-Valine	7.5 g/Kg

Calculated Essential Amino Acids as Fed	
Valine	0.74%
Leucine	1.07%
Isoleucine	0.62%
Threonine	0.62%
Methionine	0.64%
Cysteine	0.34%
Lysine	0.92%
Phenylalanine	0.68%
Tyrosine	0.34%
Arginine	0.43%
Glycine	0.59%
Histidine	0.28%
Serine	0.40%

Calculated Total Minerals as Fed	
Calcium	0.50%
Phosphorous	0.30%
Magnesium	0.08%
Sodium	0.15%
Chloride	0.16%
Potassium	0.39%
Sulphur	0.28%
Iron	66 mg/Kg
Copper	7.2 mg/Kg
Iodine	0.2 mg/Kg
Manganese	19 mg/Kg
Cobalt	No data
Zinc	40 mg/Kg
Molybdenum	0.15 mg/Kg
Selenium	0.2 mg/Kg
Cadmium	No data
Chromium	1.0 mg/Kg
Fluoride	1.0 mg/Kg
Lithium	0.1 mg/Kg
Boron	1.8 mg/Kg
Nickel	0.5 mg/Kg
Vanadium	0.1 mg/Kg



Calculated Total Vitamins as Fed	
Vitamin A (Retinol)	4 000 IU/Kg
Vitamin D (Cholecalciferol)	1 000 IU/Kg
Vitamin E (a Tocopherol acetate)	77 mg/Kg
Vitamin K (Menadione)	1 mg/Kg
Vitamin C (Ascorbic acid)	None added
Vitamin B1 (Thiamine)	6 mg/Kg
Vitamin B2 (Riboflavin)	6 mg/Kg
Niacin (Nicotinic acid)	30 mg/Kg
Vitamin B6 (Pryridoxine)	7 mg/Kg
Pantothenic Acid	16 mg/Kg
Biotin	200 ug/Kg
Folic Acid	2 mg/Kg
Inositol	None added
Vitamin B12 (Cyancobalamin)	100 ug/Kg
Choline	2 100 mg/Kg

Calculated Fatty Acid Composition as Fed	
Myristic Acid 14:0	Trace
Palmitic Acid 16:0	0.30%
Stearic Acid 18:0	0.14%
Palmitoleic Acid 16:1	0.02%
Oleic Acid 18:1	3.89%
Gadoleic Acid 20:1	0.07%
Linoleic Acid 18:2 n6	1.51%
a Linolenic Acid 18:3 n3	0.98%
Arachadonic Acid 20:4 n6	No data
EPA 20:5 n3	No data
DHA 22:6 n3	No data
Total n3	0.98%
Total n6	1.51%
Total Saturated Fats	0.50%
Total Mono-Unsaturated Fats	3.98%
Total Polyunsaturated Fats	2.50%

Calculated data uses information from typical raw material composition. It could be expected that individual batches of diet will vary from this figure. **Diet post treatment by irradiation or auto clave could change these parameters.** We are happy to provide full calculated nutritional information for all of our products, however we would like to emphasise that these diets have been specifically designed for manufacture by Specialty Feeds.

